

Year 1

Summer Starter Pack

Maths and English

Key Stage 1

Name

Date

Interested in online revision material?
For Year 1 interactive resources in English, Maths and Science, visit
www.edplace.com

Year 1

Here is a brief overview of what pupils will learn in Maths and English in Year 1. All students are expected to achieve the 'Basic' objectives listed below, with many going on to achieve the 'Intermediate' ones and some managing the 'Advanced' ones. Have a look to see where your child is currently performing:

Maths

Basic

- Count to 10.
- Order numbers up to 10.
- More than and less than.
- Read numbers to 10.
- Words for adding and subtracting.
- One more and one less.
- Names of simple 2D and 3D shapes.
- Use shapes to make models.
- Simple patterns.
- Positions and movement words.
- Simple comparison of measures.
- Days of the week and time orders.
- Sorting.

Intermediate

- Count to 20 and write numbers to 10.
- Add and subtract using objects.
- Counting in 2s and 10s.
- Simple patterns.
- Features of 2D and 3D shapes.
- Compare lengths, masses and capacities.
- Use position and movement words.
- Simple estimates.
- Time words and order of events.
- Sorting into groups.

Advanced

- Count, read, write and order numbers to at least 20.
- Adding and subtracting on number lines.
- More, less and equal.
- Simple spatial patterns.
- Describing, naming and sorting 2D and 3D shapes.
- Directions.
- Estimating numbers of objects.
- Time and clock faces. Sorting into 3 groups and recording data.

English

Basic

- Know the 44 sounds associated with the letters of the alphabet.
- Blend phonemes (sounds) to read common words.
- Read from right to left and top to bottom.
- Retell stories orally, sequencing main events.
- Recognise rhyming words.
- Write own name and CVC (consonant-vowel-consonant) words.

Intermediate

- Read common high frequency words.
- Recognise and use different ways of spelling the same phoneme.
- Understand that the same letters can be pronounced in different ways.
- Find specific information in straightforward texts.
- Write simple sentences punctuated with capital letters and full stops.
- Produce different forms of writing such as lists, labels and captions.

Advanced

- Recognise that books have different features (pages, chapters etc).
- Understand the difference between fiction and non-fiction.
- Use phonics and high frequency word recognition to read more challenging texts.
- Begin to use simple connectives such as 'and' and 'but'.
- Write stories with a beginning, middle and end.
- Identify the main events and characters in a story and predict what will happen next.

Revision Tips

Revision can sometimes feel like hard work, but it doesn't have to be. Here are some top tips on how to get started.

Maths problems are all around us. For example, fractions can be talked about when cutting up cakes or pizzas. Or, to help with addition, ask your children to help you count up how much your weekly food shop will come to. English can be practised by reading newspapers, writing letters and diaries and discussing characters in films or books with your children.

So, use everyday situations to keep your child stimulated in their learning. This will also help them understand the value of their learning.

When it comes to traditional revision techniques, here are some top tips and tricks on how to get the best out of your child ahead of their exams.

It is always good to find out how your child learns best. This will be tested in schools as children get older. Many people are visual learners, often being able to recall a picture of what they see on a page. If your child is one of these people, decorating and sticking up revision notes in ways that help key points stick in the mind can be really helpful, as can spider diagrams. Auditory learners tend to remember sounds better so remembering key facts by mentally 'pinning' them to a particular tune or piece of music can help. Kinaesthetic learners find that movement can help with remembering things, for example creating jigsaws out of key words and phrases and then recalling the piecing together of the jigsaw during the exam.

A good tip, especially with younger children, is to keep revision fun. This will mean that they are relaxed and enjoying themselves and won't be



affected by the pressure of 'test stress'. There are plenty of online resources and fun activities available for revision purposes that are set out as puzzles and games that younger children will love completing.

All children, no matter what age they are, learn better when they are comfortable. Try and ensure that the room is quiet and calm. Revision is the perfect opportunity for you to bond with your child, so the most important thing is that you are both enjoying it and having fun!

Revision is the perfect opportunity to bond with your child, so the most important thing is that you are both enjoying it and having fun!

Here are some exclusive worksheets to help you get started:

Maths

- Write the names of the numbers
- Read information from the table
- Add Ten Machine
- Name the 2-D Shapes

English

- Use full stops to demarcate sentences
- Recognise rhyming words
- Read familiar words on sight
- Understand that sentences need to make sense
- Segment words into phonemes for spelling



Year 1

Maths Worksheets

Key Stage 1

- Write the names of the numbers
- Read information from the table
- Add Ten Machine
- Name the 2-D Shapes



Year 1



EdPlace
Education resources for parents

Maths Worksheet

Write the names of the numbers

This worksheet tests a student's ability to convert digits into words.

Key Information

Topic	Writing out Numbers
Questions	10
Key Stage	KS1
Year	1
Curriculum Coverage	Number and the Number System
Curriculum Skill	Number writing and reading



Introduction

**Numbers can be written in digits or in words.
In this worksheet you will be given some numbers in digits
and you have to write the correct word for the number.
Don't forget to spell it correctly!**

Example

Write the **name** of the **number** given.

Answer

12 = twelve



Interested in online revision material?

For Year 1 interactive resources in English, Maths and Science, visit

www.edplace.com



Questions

Q1

Write the **name** of the **number** given.

9

Your Answer

Q2

Write the **name** of the **number** given.

14

Your Answer

Q3

Write the **name** of the **number** given.

10

Your Answer

Q4

Write the **name** of the **number** given.

17

Your Answer

Q5

Write the **name** of the **number** given.

15

Your Answer

Interested in online revision material?

For Year 1 interactive resources in English, Maths and Science, visit

www.edplace.com



Questions

Q6

Write the **name** of the **number** given.

7

Your Answer

Q7

Write the **name** of the **number** given.

4

Your Answer

Q8

Write the **name** of the **number** given.

20

Your Answer

Q9

Write the **name** of the **number** given.

16

Your Answer

Q10

Write the **name** of the **number** given.

19

Your Answer

Interested in online revision material?

For Year 1 interactive resources in English, Maths and Science, visit

www.edplace.com



Answers

A1

Correct Answer

nine

TICK

Explanation

Nine = 9

A6

Correct Answer

seven

TICK

Explanation

Seven = 7

A2

Correct Answer

fourteen

TICK

Explanation

Fourteen = 14

A7

Correct Answer

four

TICK

Explanation

Four = 4

A3

Correct Answer

ten

TICK

Explanation

Ten = 10

A8

Correct Answer

twenty

TICK

Explanation

Twenty = 20

A4

Correct Answer

seventeen

TICK

Explanation

Seventeen = 17

A9

Correct Answer

sixteen

TICK

Explanation

Sixteen = 16

A5

Correct Answer

fifteen

TICK

Explanation

Fifteen = 15

A10

Correct Answer

nineteen

TICK

Explanation

Nineteen = 19

TOTAL

Interested in online revision material?

For Year 1 interactive resources in English, Maths and Science, visit

www.edplace.com



Year 1



EdPlace
Education resources for parents

Maths Worksheet

Read the information from the table

This worksheet is about reading information from a table.

Key Information

Topic	Charts
Questions	10
Key Stage	KS1
Year	1
Curriculum Coverage	Handling data
Curriculum Skill	Practise data handling and manipulation



Introduction

This worksheet is about reading information in a table.

Example

Count the number of cats that each person has and write the number in the table below.

Emma	
Martin	
Grita	
Mick	
Jordan	

Answers

Emma

2

Mick

2

Martin

6

Jordan

1

Grita

3

Interested in online revision material?

For Year 1 interactive resources in English, Maths and Science, visit

www.edplace.com



Questions

Q1

Tick the names of the children who have **THREE** cats

Emma



Martin



Grita



Mick



Jordan



Emma

Martin

Grita

Mick

Jordan

Interested in online revision material?

For Year 1 interactive resources in English, Maths and Science, visit

www.edplace.com



Questions

Q2

What is the total number of cats in the table?

Emma



Martin



Grita



Mick



Jordan



Answer

Interested in online revision material?

For Year 1 interactive resources in English, Maths and Science, visit

www.edplace.com



Questions

Q3

Tick the names of the children who have TWO cats

Emma



Martin



Grita



Mick



Jordan



Emma

Martin

Grita

Mick

Jordan

Interested in online revision material?

For Year 1 interactive resources in English, Maths and Science, visit

www.edplace.com



Questions

Q4

What is the total number of cats in the table?

Emma



Martin



Grita



Mick



Jordan



Answer

Interested in online revision material?

For Year 1 interactive resources in English, Maths and Science, visit

www.edplace.com



Questions

Q5

Tick the names of the children who have **FOUR** cats

Emma



Martin



Grita



Mick



Jordan



Emma

Martin

Grita

Mick

Jordan

Interested in online revision material?

For Year 1 interactive resources in English, Maths and Science, visit

www.edplace.com



Questions

Q6

What is the total number of cats in the table?

Emma



Martin



Grita



Mick



Jordan



Answer

Interested in online revision material?

For Year 1 interactive resources in English, Maths and Science, visit

www.edplace.com



Questions

Q7

How many cats does Martin have?

Emma



Martin



Grita



Mick



Jordan



Answer

Interested in online revision material?

For Year 1 interactive resources in English, Maths and Science, visit

www.edplace.com



Questions

Q8

What is the total number of cats in the table?

Emma



Martin



Grita



Mick



Jordan



Answer

Interested in online revision material?

For Year 1 interactive resources in English, Maths and Science, visit

www.edplace.com



Questions

Q9

How many cats does Jordan have?

Emma



Martin



Grita



Mick



Jordan



Answer

Interested in online revision material?

For Year 1 interactive resources in English, Maths and Science, visit

www.edplace.com



Questions

Q10

What is the total number of cats in the table?

Emma



Martin



Grita



Mick



Jordan



Answer

Interested in online revision material?

For Year 1 interactive resources in English, Maths and Science, visit

www.edplace.com



Answers

A1

Correct
Answers

Emma

TICK

Grita

TICK

A2

Answer

15

TICK

Explanation

$$3+6+3+2+1 = 15$$

A3

Correct
Answers

Emma

TICK

Mick

TICK

Jordan

TICK

A4

Answer

14

TICK

Explanation

$$2+5+3+2+2 = 14$$

A5

Answer

Martin

TICK

Interested in online revision material?
For Year 1 interactive resources in English, Maths and Science, visit
www.edplace.com



Answers

A6

Answer

15

TICK

Explanation

$$5+4+3+2+1 = 15$$

A7

Answer

6

TICK

A8

Answer

20

TICK

Explanation

$$5+6+4+2+3 = 20$$

A9

Answer

3

TICK

A10

Answer

15

TICK

Explanation

$$4+5+1+2+3 = 15$$

TOTAL

Interested in online revision material?
For Year 1 interactive resources in English, Maths and Science, visit
www.edplace.com



Year 1



EdPlace
Education resources for parents

Maths Worksheet

Add Ten Machine

In this worksheet, students must work out what comes out or what went in to an Add Ten Machine.

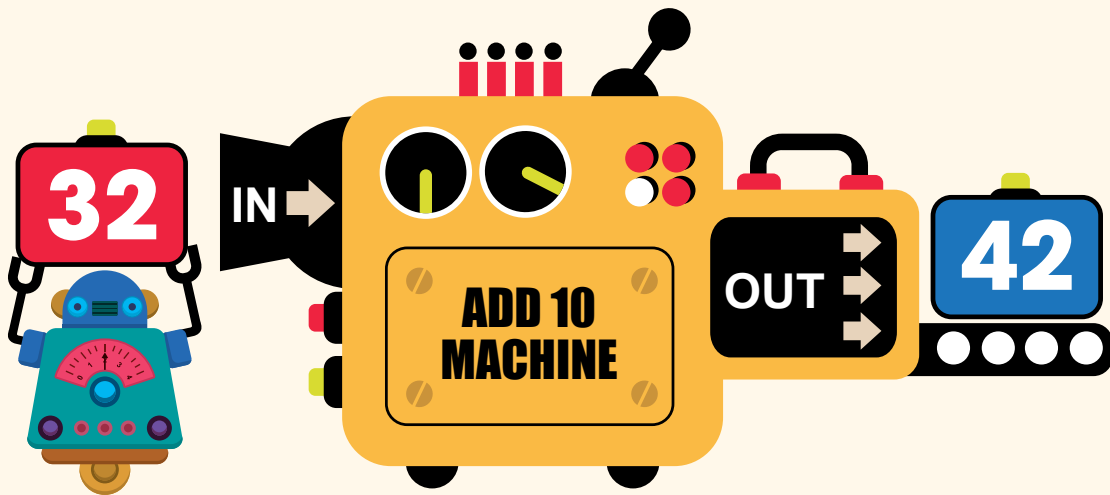
Key Information

Topic	Addition
Questions	10
Key Stage	KS1
Year	1
Curriculum Coverage	Solving Problems
Curriculum Skill	Number Operations



Introduction

In this worksheet, you must work out what went in or what comes out of an Add Ten Machine.



Example

Here $32 + 10 = 42$, so when 32 goes in, 42 comes out.

Also...

Also $42 - 10 = 32$, so when 42 comes out, 32 must have gone in.

Interested in online revision material?
For Year 1 interactive resources in English, Maths and Science, visit
www.edplace.com

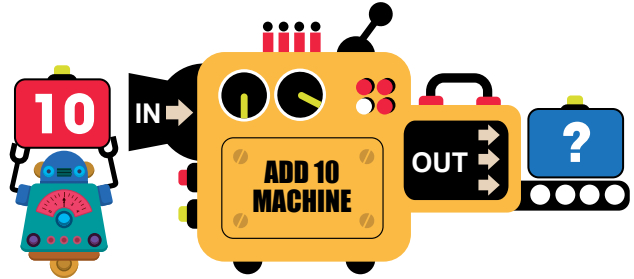


Questions

Q1

10 goes into this machine.
Which number will come out?

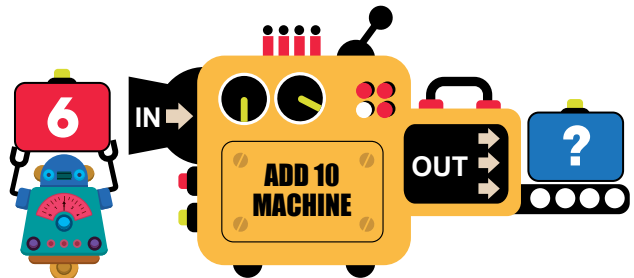
Your Answer
(JUST WRITE THE NUMBER)



Q2

6 goes into this machine.
Which number will come out?

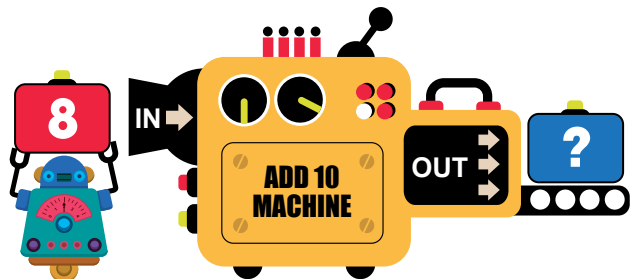
Your Answer
(JUST WRITE THE NUMBER)



Q2

8 goes into this machine.
Which number will come out?

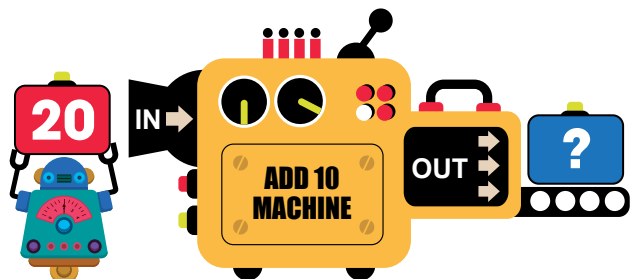
Your Answer
(JUST WRITE THE NUMBER)



Q4

20 goes into this machine.
Which number will come out?

Your Answer
(JUST WRITE THE NUMBER)



Interested in online revision material?
For Year 1 interactive resources in English, Maths and Science, visit
www.edplace.com

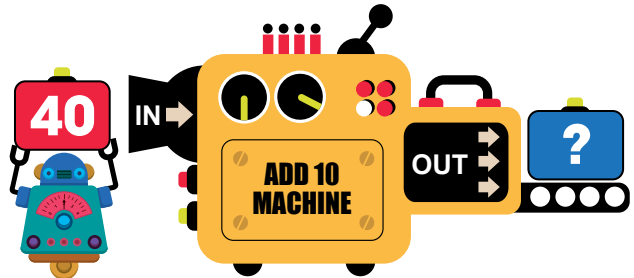


Questions

Q5

40 goes into this machine.
Which number will come out?

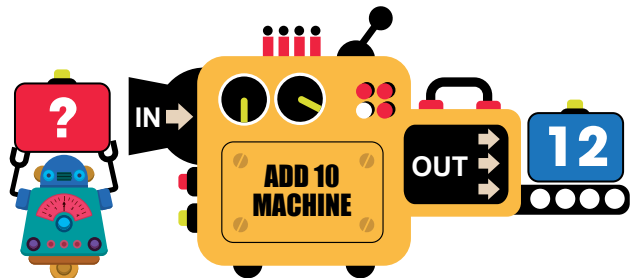
Your Answer
(JUST WRITE THE NUMBER)



Q6

12 comes out of this machine.
Which number went in?

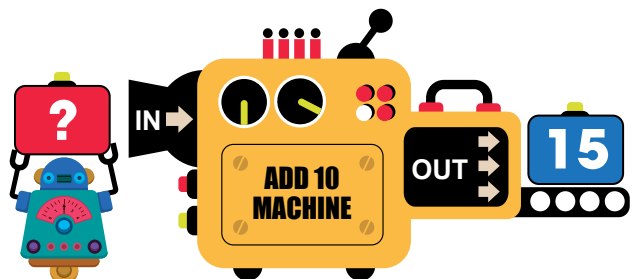
Your Answer
(JUST WRITE THE NUMBER)



Q7

15 comes out of this machine.
Which number went in?

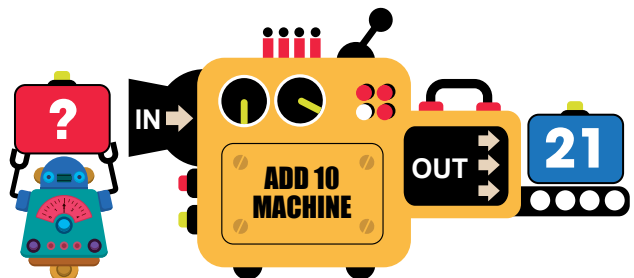
Your Answer
(JUST WRITE THE NUMBER)



Q8

21 comes out of this machine.
Which number went in?

Your Answer
(JUST WRITE THE NUMBER)



Interested in online revision material?

For Year 1 interactive resources in English, Maths and Science, visit
www.edplace.com



Maths Worksheet
Add Ten Machine

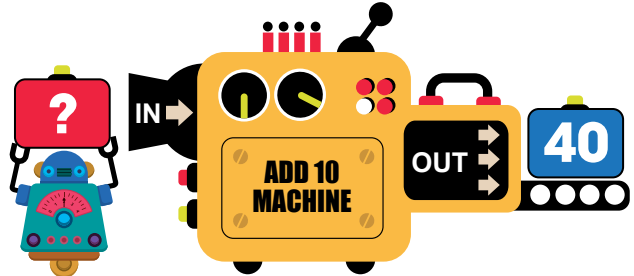
Key Stage 1 • Year 1

Questions

Q9

40 comes out of this machine.
Which number went in?

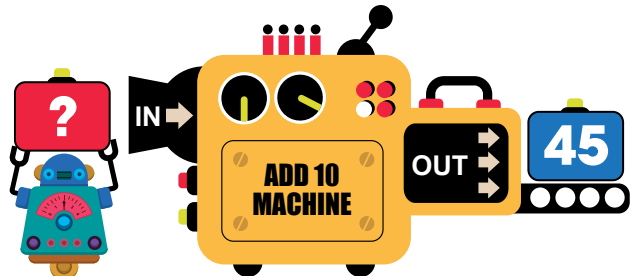
Your Answer
(JUST WRITE THE NUMBER)



Q10

45 comes out of this machine.
Which number went in?

Your Answer
(JUST WRITE THE NUMBER)



Interested in online revision material?
For Year 1 interactive resources in English, Maths and Science, visit
www.edplace.com



Answers

A1 Correct Answer TICK

Explanation
 $10 + 10 = 20$

A6 Correct Answer TICK

Explanation
 $12 - 10 = 2$

A2 Correct Answer TICK

Explanation
 $6 + 10 = 16$

A7 Correct Answer TICK

Explanation
 $15 - 10 = 5$

A3 Correct Answer TICK

Explanation
 $8 + 10 = 18$

A8 Correct Answer TICK

Explanation
 $21 - 10 = 11$

A4 Correct Answer TICK

Explanation
 $20 + 10 = 30$

A9 Correct Answer TICK

Explanation
 $40 - 10 = 30$

A5 Correct Answer TICK

Explanation
 $40 + 10 = 50$

A10 Correct Answer TICK

Explanation
 $45 - 10 = 35$

TOTAL

Interested in online revision material?
For Year 1 interactive resources in English, Maths and Science, visit
www.edplace.com



Year 1



EdPlace
Education resources for parents

Maths Worksheet

Name the 2-D Shapes

In this worksheet students must write the name of the shape.

Key Information

Topic	Shapes
Questions	10
Key Stage	KS1
Year	1
Curriculum Coverage	Unit of measure, Measure and compare
Curriculum Skill	Common 3-D and 2-D shapes



Introduction

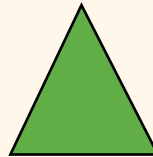
In this worksheet, you must write the name of the shape.




Rectangle



Square



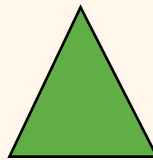
Triangle



Circle

Example

Is this shape a Rectangle, Square, Circle or Triangle?



Answer

Triangle

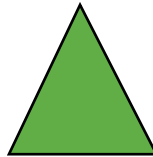
Interested in online revision material?
For Year 1 interactive resources in English, Maths and Science, visit
www.edplace.com



Questions

Q1

Is this shape a Rectangle, Square, Circle or Triangle?



Your Answer

Q2

Is this shape a Rectangle, Square, Circle or Triangle?



Your Answer

Q3

Is this shape a Rectangle, Square, Circle or Triangle?



Your Answer

Interested in online revision material?
For Year 1 interactive resources in English, Maths and Science, visit
www.edplace.com



Questions

Q4


Is this shape a Rectangle, Square, Circle or Triangle?



Your Answer

Q5


Is this shape a Rectangle, Square, Circle or Triangle?



Your Answer

Q6

Is this shape a Rectangle, Square, Circle or Triangle?



Your Answer

Interested in online revision material?
For Year 1 interactive resources in English, Maths and Science, visit
www.edplace.com



Questions

Q7

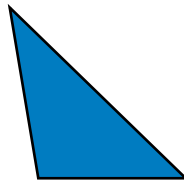
Is this shape a Rectangle, Square, Circle or Triangle?



Your Answer

Q8


Is this shape a Rectangle, Square, Circle or Triangle?



Your Answer

Q9

Is this shape a Rectangle, Square, Circle or Triangle?



Your Answer


Interested in online revision material?
For Year 1 interactive resources in English, Maths and Science, visit
www.edplace.com



Questions

Q10

Is this shape a Rectangle, Square, Circle or Triangle?



Your Answer

Interested in online revision material?
For Year 1 interactive resources in English, Maths and Science, visit
www.edplace.com



Answers

A1

Correct Answer

Triangle

TICK

A6

Correct Answer

Circle

TICK

A2

Correct Answer

Square

TICK

A7

Correct Answer

Rectangle

TICK

A3

Correct Answer

Rectangle

TICK

A8

Correct Answer

Triangle

TICK

A4

Correct Answer

Rectangle

TICK

A9

Correct Answer

Triangle

TICK

A5

Correct Answer

Circle

TICK

A10

Correct Answer

Circle

TICK

Interested in online revision material?
For Year 1 interactive resources in English, Maths and Science, visit
www.edplace.com



Year 1

English Worksheets

Key Stage 1

- Use full stops to demarcate sentences
- Recognise rhyming words
- Read familiar words on sight
- Understand that sentences need to make sense
- Segment words into phonemes for spelling



Year 1



EdPlace
Education resources for parents

English Worksheet

Use full stops to demarcate sentences

In this worksheet students practise adding full stops to sentences.

Key Information

Topic	Punctuation
Questions	10
Key Stage	KS1
Year	1
Curriculum Coverage	Sentence level work
Curriculum Skill	Sentence construction and punctuation



Introduction

All sentences end with a full stop. This shows us that the sentence is finished and helps us with our reading.



Example

Tibby is my cat. She likes milk.

In this worksheet you can practise adding full stops to the end of sentences. To make things more challenging you will have to rearrange the words in the sentence first!

Interested in online revision material?

For Year 1 interactive resources in English, Maths and Science, visit
www.edplace.com



Questions

Q1

Sort out these jumbled up words to make a sentence, then write it out again and put a **full stop** at the end.

My called dog is Fido

Your Answer

Q2

Sort out these jumbled up words to make a sentence, then write it out again and put a **full stop** at the end.

Jessie ice cream likes

Your Answer

Q3

Sort out these jumbled up words to make a sentence, then write it out again and put a **full stop** at the end.

Martin tennis playing likes

Your Answer

Q4

Sort out these jumbled up words to make a sentence, then write it out again and put a **full stop** at the end.

Clara play piano the can

Your Answer

Interested in online revision material?

For Year 1 interactive resources in English, Maths and Science, visit

www.edplace.com



Questions

Q5

Sort out these jumbled up words to make a sentence, then write it out again and put a **full stop** at the end.

Liam swimming goes Fridays on

Your Answer

Q6

Sort out these jumbled up words to make a sentence, then write it out again and put a **full stop** at the end.

I pet hamster have a

Your Answer

Q7

Sort out these jumbled up words to make a sentence, then write it out again and put a **full stop** at the end.

Jack six years old is

Your Answer

Q8

Sort out these jumbled up words to make a sentence, then write it out again and put a **full stop** at the end.

Zara skipping likes

Your Answer

Interested in online revision material?

For Year 1 interactive resources in English, Maths and Science, visit

www.edplace.com



Questions

Q9

Sort out these jumbled up words to make a sentence, then write it out again and put a **full stop** at the end.

I twin sister have a

Your Answer

Q10

Sort out these jumbled up words to make a sentence, then write it out again and put a **full stop** at the end.

Jamila reading loves

Your Answer

Interested in online revision material?

For Year 1 interactive resources in English, Maths and Science, visit

www.edplace.com



Answers

A1

Correct Answer

My dog is called Fido.

TICK

A2

Correct Answer

Jessie likes ice cream.

TICK

A3

Correct Answer

Martin likes playing tennis.

TICK

A4

Correct Answer

Clara can play the piano.

TICK

A5

Correct Answer

Liam goes swimming on Fridays.

TICK

A6

Correct Answer

I have a pet hamster.

TICK

A7

Correct Answer

Jack is six years old.

TICK

A8

Correct Answer

Zara likes skipping.

TICK

Interested in online revision material?

For Year 1 interactive resources in English, Maths and Science, visit

www.edplace.com



Answers

A9

Correct Answer

I have a twin sister.

TICK

A10

Correct Answer

Jamila loves reading.

TICK

TOTAL

Interested in online revision material?
For Year 1 interactive resources in English, Maths and Science, visit
www.edplace.com



Year 7



EdPlace
Education resources for parents

English Worksheet

Recognise rhyming words

In this worksheet students practise identifying words that rhyme even though they have different spelling patterns.

Key Information

Topic	Phonemes
Questions	10
Key Stage	KS1
Year	1
Curriculum Coverage	Word level work
Curriculum Skill	Phonological awareness, phonics and spelling



Introduction

Words **rhyme** with each other if their endings sound the same. They do not have to be spelt the same way.

Hear rhymes with **beer**.

Sty rhymes with **pie**.

Toe rhymes with **slow**.

Sometimes words do not rhyme even though they are spelt in the same way.

For example, great and cheat both end in -eat, but if you say them out loud you will hear that they don't rhyme.

Interested in online revision material?

For Year 1 interactive resources in English, Maths and Science, visit
www.edplace.com



Questions

Q1

Read this word out loud. **train**

All of the words in the list rhyme with **train** except one.
Tick the odd one out.

plane

main

spin

lane

drain

Q2

Read this word out loud. **sky**

All of the words in the list rhyme with **sky** except one.
Tick the odd one out.

rely

my

tie

buy

puppy

Q3

Read this word out loud. **where**

All of the words in the list rhyme with **where** except one.
Tick the odd one out.

there

here

stare

chair

bare

Interested in online revision material?

For Year 1 interactive resources in English, Maths and Science, visit
www.edplace.com



Questions

Q4

Read this word out loud. **shoe**

All of the words in the list rhyme with **shoe** except one.
Tick the odd one out.

chew

blue

toe

flew

glue

Q5

Read this word out loud. **bead**

All of the words in the list rhyme with **bead** except one.
Tick the odd one out.

need

feed

seed

bread

weed

Q6

All the words in this list end in **ow** but one of them doesn't rhyme with the others. Tick the odd one out.

throw

snow

cow

blow

know

Interested in online revision material?

For Year 1 interactive resources in English, Maths and Science, visit

www.edplace.com



Questions

Q7

All the words in this list end in **ear** but one of them doesn't rhyme with the others. Tick the odd one out.

near

dear

clear

bear

fear

Q8

All the words in this list end in **ea** but one of them doesn't rhyme with the others. Tick the odd one out.

sea

flea

idea

tea

pea

Q9

All the words in this list end in **ine** but one of them doesn't rhyme with the others. Tick the odd one out.

airline

mine

engine

sunshine

wine

Q10

All the words in this list end in **all** but one of them doesn't rhyme with the others. Tick the odd one out.

small

shall

fall

wall

hall

Interested in online revision material?

For Year 1 interactive resources in English, Maths and Science, visit
www.edplace.com



Answers

A1 Correct Answer

A6 Correct Answer

A2 Correct Answer

A7 Correct Answer

A3 Correct Answer

A8 Correct Answer

A4 Correct Answer

A9 Correct Answer

A5 Correct Answer

A10 Correct Answer

TOTAL

Interested in online revision material?
For Year 1 interactive resources in English, Maths and Science, visit
www.edplace.com



Year 1



EdPlace
Education resources for parents

English Worksheet

Read familiar words on sight

In this worksheet students practise reading words they are likely to find in their classroom.

Key Information

Topic	Reading
Questions	10
Key Stage	KS1
Year	1
Curriculum Coverage	Word level work
Curriculum Skill	Word recognition, graphic knowledge and spelling



Introduction

Classrooms have lots of things on their walls.

Your teacher probably puts words around the room to help you find things when you need them.



It is important for you to be able to read all these words easily, and you can practise in this worksheet.

Interested in online revision material?

For Year 1 interactive resources in English, Maths and Science, visit
www.edplace.com



Questions

Q1

Look at the picture and then choose the correct word.



sellotape

scissors

soap

Q2

Look at the picture and then choose the correct word.



garden

glue

soap

Q3

Look at the picture and then choose the correct word.



pen

paint

pencil

Interested in online revision material?
For Year 1 interactive resources in English, Maths and Science, visit
www.edplace.com



Questions

Q4

Look at the picture and then choose the correct word.



railing

room

ruler

Q5

Look at the picture and then choose the correct word.



toilet

towel

tray

Interested in online revision material?

For Year 1 interactive resources in English, Maths and Science, visit

www.edplace.com



Questions

Q6

This time, read the **word** and then choose the correct picture.

crayon



Q7

Read the **word** and then choose the correct picture.

pencil



Interested in online revision material?
For Year 1 interactive resources in English, Maths and Science, visit
www.edplace.com



Questions

Q8

Read the **word** and then choose the correct picture.

rubber



Q9

Read the **word** and then choose the correct picture.

sellotape



Interested in online revision material?

For Year 1 interactive resources in English, Maths and Science, visit

www.edplace.com



Questions

Q10

Read the **word** and then choose the correct picture.

paper



Interested in online revision material?

For Year 1 interactive resources in English, Maths and Science, visit

www.edplace.com



Answers


A1 Correct Answer

A2 Correct Answer

A3 Correct Answer

A4 Correct Answer

A5 Correct Answer

A6 Correct Answer 

A7 Correct Answer 

A8 Correct Answer 

A9 Correct Answer 

A10 Correct Answer 

TOTAL

Interested in online revision material?
For Year 1 interactive resources in English, Maths and Science, visit
www.edplace.com



Year 1



EdPlace
Education resources for parents

English Worksheet

Understand that sentences need to make sense

In this worksheet students examine sentences to see whether or not they make sense.

Key Information

Topic	Sentences & Sentence Structure
Questions	10
Key Stage	KS1
Year	1
Curriculum Coverage	Sentence level work
Curriculum Skill	Grammatical awareness



Introduction

A **sentence** is not just a group of words with a capital letter and a full stop. It needs to make sense.

This does not make sense:

Worked on Charlotte computer her.



We can change the words around so that it does make sense.

Charlotte worked on her computer.

Interested in online revision material?

For Year 1 interactive resources in English, Maths and Science, visit
www.edplace.com



Questions

Q1

Read this **sentence** and decide whether it makes sense or not.

The cat drank its milk.

- makes sense
- doesn't make sense

Q2

Read this **sentence** and decide whether it makes sense or not.

Ate banana Joe tea his for.

- makes sense
- doesn't make sense

Q3

Read this **sentence** and decide whether it makes sense or not.

Fast drove car a road down the.

- makes sense
- doesn't make sense

Interested in online revision material?

For Year 1 interactive resources in English, Maths and Science, visit
www.edplace.com



Questions

Q4

Read this **sentence** and decide whether it makes sense or not.

Joanna has got a new coat.

- makes sense
- doesn't make sense

Q5

This **sentence** has a word missing.

Helen is wearing a _____ coat.

Tick three words in the list that make sense when they are used to fill in the gap.

- | | | |
|----------------------------|-----------------------------|-------------------------------|
| <input type="radio"/> shoe | <input type="radio"/> red | <input type="radio"/> quickly |
| <input type="radio"/> new | <input type="radio"/> sleep | <input type="radio"/> pretty |

Q6

Tick the three words that you could use for this **sentence** to make sense.

My _____ is called Joey.

- | | | |
|-------------------------------|-------------------------------|------------------------------|
| <input type="radio"/> brother | <input type="radio"/> happy | <input type="radio"/> rabbit |
| <input type="radio"/> blue | <input type="radio"/> running | <input type="radio"/> friend |

Interested in online revision material?

For Year 1 interactive resources in English, Maths and Science, visit
www.edplace.com



Questions

Q7

Tick the three words that you could use for this **sentence** to make sense.

Kerry _____ down the road.

sad

hurried

cat

ran

purple

walked

Q8

This **sentence** does not make sense, but if you rearrange the words it does.

Katie new doll for her a had birthday.

Write it out again so that it makes sense.

Your answer

Interested in online revision material?

For Year 1 interactive resources in English, Maths and Science, visit
www.edplace.com



Questions

Q9

This **sentence** does not make sense, but if you rearrange the words it does.

Tom painting likes pictures school at.

Write it out again so that it makes sense.

Your answer

Q10

This **sentence** does not make sense, but if you rearrange the words it does.

Oliver building likes snowmen winter in.

Write it out again so that it makes sense.

Your answer

Interested in online revision material?

For Year 1 interactive resources in English, Maths and Science, visit
www.edplace.com



Answers

A1

Correct
Answer

makes sense

TICK

A2

Correct
Answer

doesn't make sense

TICK

A3

Correct
Answer

doesn't make sense

TICK

A4

Correct
Answer

makes sense

TICK

A5

Correct Answer

Answer 1

red

TICK

Answer 2

new

TICK

Answer 3

pretty

TICK

Interested in online revision material?

For Year 1 interactive resources in English, Maths and Science, visit

www.edplace.com



Answers

A6

Correct Answer

Answer 1

brother

TICK

Answer 2

rabbit

TICK

Answer 3

friend

TICK

A7

Correct Answer

Answer 1

hurried

TICK

Answer 2

ran

TICK

Answer 3

walked

TICK

A8

Correct Answers

Katie had a new doll for her birthday.

TICK

For her birthday Katie had a new doll.

TICK

Interested in online revision material?

For Year 1 interactive resources in English, Maths and Science, visit

www.edplace.com



Answers

A9

Correct Answers

Tom likes painting pictures at school.

TICK

At school Tom likes painting pictures.

TICK

A10

Correct Answers

Oliver likes building snowmen in winter.

TICK

In winter Oliver likes building snowmen.

TICK

TOTAL

Interested in online revision material?
For Year 1 interactive resources in English, Maths and Science, visit
www.edplace.com



Year 1



EdPlace
Education resources for parents

English Worksheet

Segment words into phonemes for spelling

In this worksheet students practise segmenting words into phonemes, including words in which one phoneme is represented by more than one letter.

Key Information

Topic	Phonemes
Questions	10
Key Stage	KS1
Year	1
Curriculum Coverage	Word level work
Curriculum Skill	Phonological awareness, phonics and spelling



Introduction

Words are made up of different sounds, or **phonemes.**

Example

The word cat can be split into three phonemes.

c-a-t



Example

The word thrush can be split into four phonemes.

th-r-u-sh



Sometimes two or more letters are needed for one phoneme.

If you can split words into phonemes it helps with reading and spelling.

Interested in online revision material?

For Year 1 interactive resources in English, Maths and Science, visit
www.edplace.com



Questions

Q1

Look at the picture and read
the word out loud.

train



How many phonemes are there in the word?



Q2

Look at the picture and read
the word out loud.

church



How many phonemes are there in the word?



Interested in online revision material?

For Year 1 interactive resources in English, Maths and Science, visit
www.edplace.com



Questions

Q3

Look at the picture and read
the word out loud.

thread



How many phonemes are there in the word?



Q4

Look at the picture and read
the word out loud.

sheep



How many phonemes are there in the word?



Interested in online revision material?

For Year 1 interactive resources in English, Maths and Science, visit
www.edplace.com



Questions

Q5

Look at the picture and read
the word out loud.

fork



How many phonemes are there in the word?

3

4

5

Q6

Look at the picture and read
the word out loud.

spoon



How many phonemes are there in the word?

3

4

5

Interested in online revision material?

For Year 1 interactive resources in English, Maths and Science, visit

www.edplace.com



Questions

Q7

Look at the picture and read the word out loud.

throat



How many phonemes are there in the word?



Q8

Look at the picture and read the word out loud.

scream



How many phonemes are there in the word?



Interested in online revision material?

For Year 1 interactive resources in English, Maths and Science, visit
www.edplace.com



Questions

Q9

Look at the picture and read the word out loud.

street



How many phonemes are there in the word?



Q10

Look at the picture and read the word out loud.

screw



How many phonemes are there in the word?



Interested in online revision material?

For Year 1 interactive resources in English, Maths and Science, visit
www.edplace.com



Answers

- | | |
|--|---|
| <p>A1 Correct Answer <input type="text" value="4"/> <input type="checkbox"/> TICK</p> <p>Explanation
The phonemes are t-r-ai-n.</p> | <p>A6 Correct Answer <input type="text" value="4"/> <input type="checkbox"/> TICK</p> <p>Explanation
The phonemes are s-p-oo-n.</p> |
| <p>A2 Correct Answer <input type="text" value="3"/> <input type="checkbox"/> TICK</p> <p>Explanation
The phonemes are ch-ur-ch.</p> | <p>A7 Correct Answer <input type="text" value="4"/> <input type="checkbox"/> TICK</p> <p>Explanation
The phonemes are th-r-oa-t.</p> |
| <p>A3 Correct Answer <input type="text" value="4"/> <input type="checkbox"/> TICK</p> <p>Explanation
The phonemes are th-r-ea-d.</p> | <p>A8 Correct Answer <input type="text" value="5"/> <input type="checkbox"/> TICK</p> <p>Explanation
The phonemes are s-c-r-ea-m.</p> |
| <p>A4 Correct Answer <input type="text" value="3"/> <input type="checkbox"/> TICK</p> <p>Explanation
The phonemes are sh-ee-p.</p> | <p>A9 Correct Answer <input type="text" value="5"/> <input type="checkbox"/> TICK</p> <p>Explanation
The phonemes are s-t-r-ee-t.</p> |
| <p>A5 Correct Answer <input type="text" value="3"/> <input type="checkbox"/> TICK</p> <p>Explanation
The phonemes are f-or-k.</p> | <p>A10 Correct Answer <input type="text" value="4"/> <input type="checkbox"/> TICK</p> <p>Explanation
The phonemes are s-c-r-ew.</p> |

TOTAL

Interested in online revision material?
For Year 1 interactive resources in English, Maths and Science, visit
www.edplace.com